

Online CCA Registration

USER GUIDE for STUDENTS

Table of Contents

Login.....	1
CCA Registration	3
Information	4
Choices	5
Background	6
Print Confirmation Slip.....	7
Sample Confirmation Slip.....	8

LOGIN

URL: <https://gongshang.schoolhub.sg>

Gongshang Primary School

Home Contact

User login

Username *

Password *

[Request new password](#)

CAPTCHA

This question is for testing whether or not you are a human visitor and to prevent automated spam submissions.

Math question *

6 + 1 =

Solve this simple math problem and enter the result. E.g. for 1+3, enter 4.

Log in

Announcement

Submitted by root on 7 January 2018 - 2:55am

This is the CCA Registration Portal for Primary 3 students to register their CCA choices. You may refer to the User Guide under the attachment (Below) on how to register your choices.

Registration Period: 22 Jan (Mon), 1200hr to 15 Feb (Thu) 2359hr.

Criteria

- Each student is given 3 choices.
- At least one of the CCA choice must be from Sports and Games.

Sports & Games	Music & Dance	Clubs & Services	Uniformed Group
Badminton	Chinese Dance	Art Club	Scouts
Basketball	Guzheng#	Green/Environmental Club	
Rugby	Handbell Ensemble#	InfoComm Club	
Track & Field *	Malay Dance	Science Club	
Wushu	String Ensemble#	SCOOP! (Journalism)	
Modular Sports (Sportstacking, Mind Games, Table Tennis)		School On Air Rediffusion SOAR # (Broadcasting)	

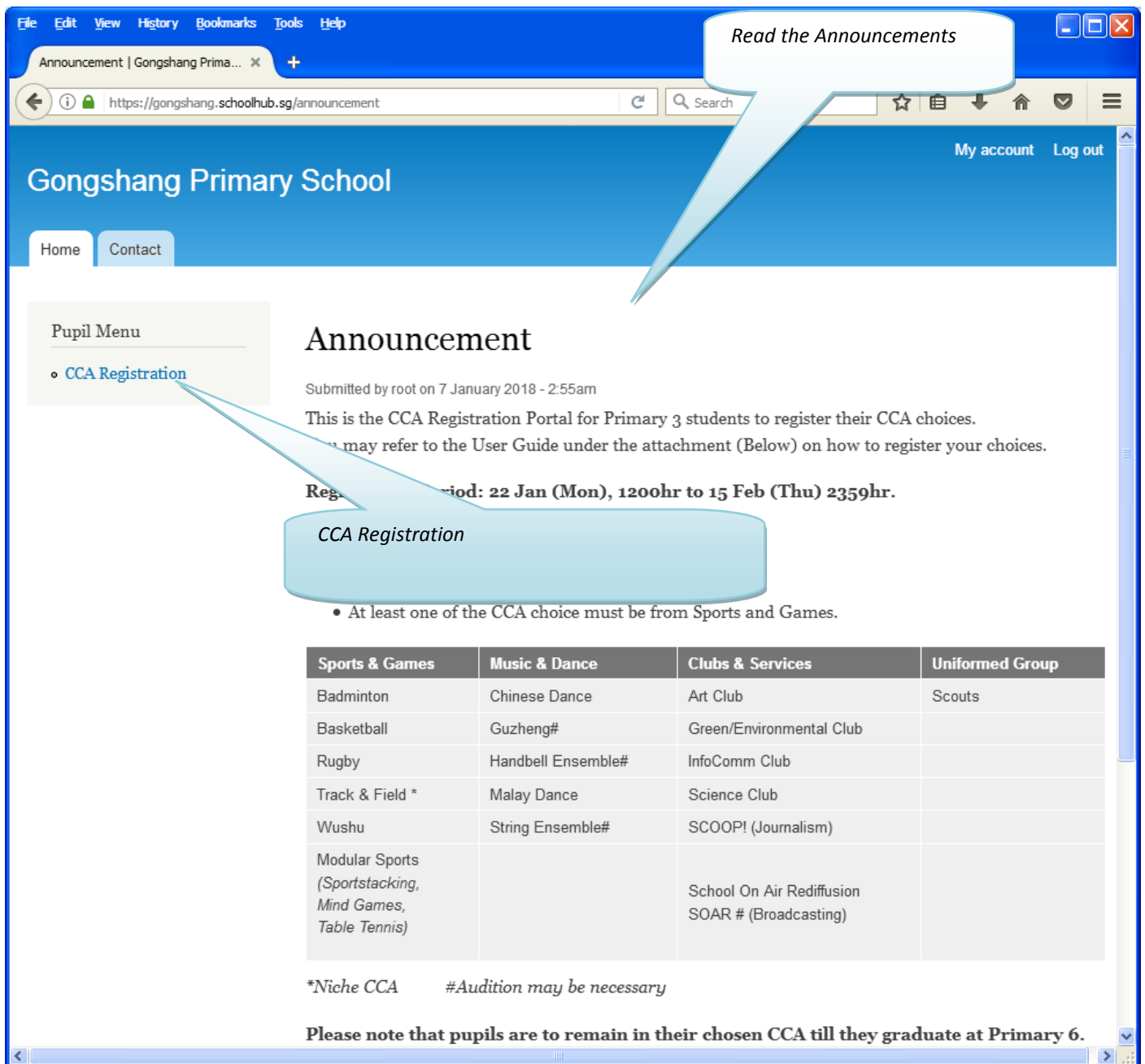
*Niche CCA #Audition may be necessary

Please note that pupils are to remain in their chosen CCA till they graduate at Primary 6.

Steps

- Enter Username
- Enter Password
- Enter the CAPTCHA "Math question"
- Click Log in button

Upon successful login, you will be able to see the CCA Registration link under Pupil Menu

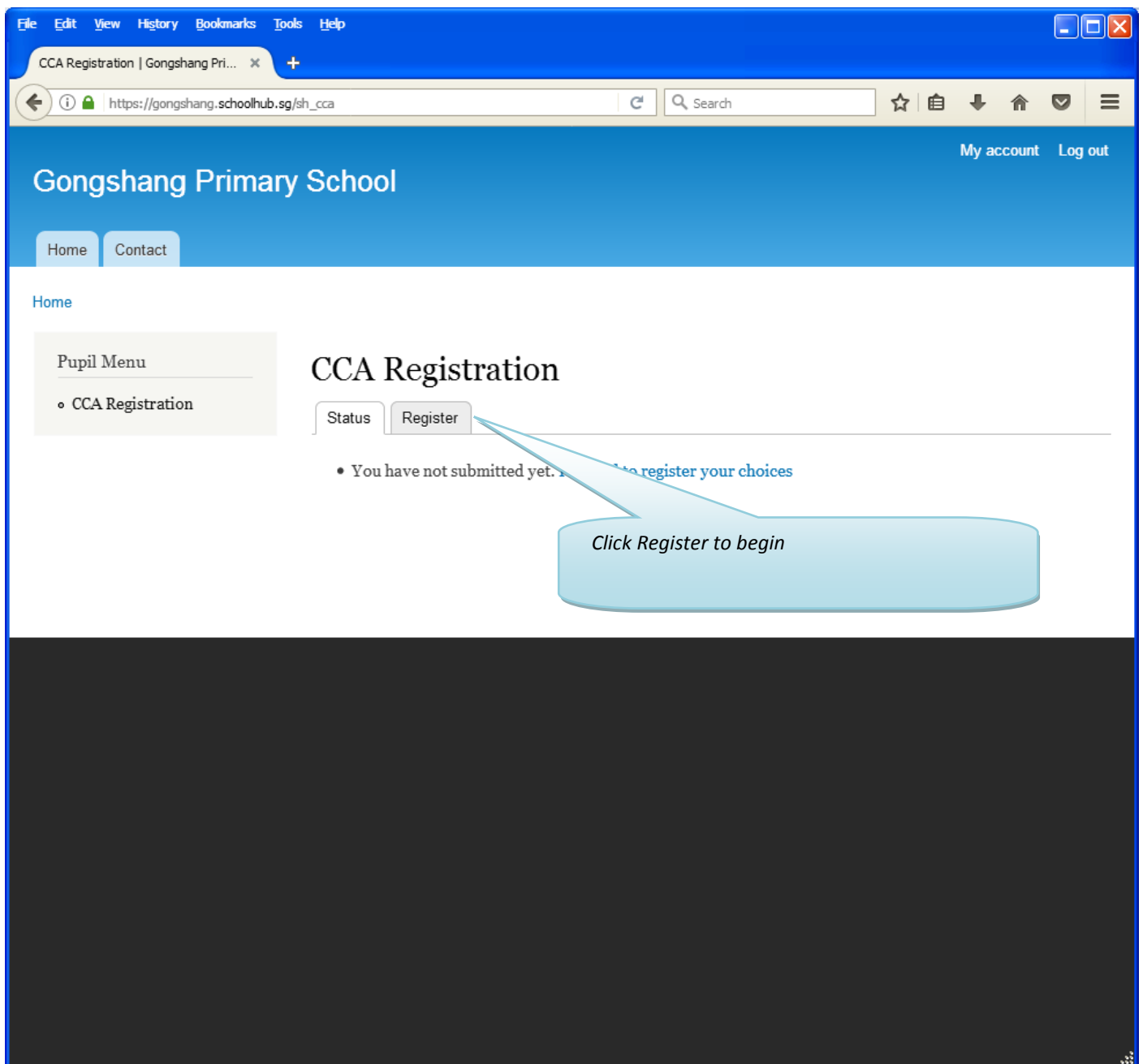


Steps

- Click on CCA Registration button to begin

CCA REGISTRATION

If you have not registered, you will see this message: “You have not submitted yet”.



Steps

- Click on Register tab to begin

Information

There are 3 sets of information required:

- *Choices (Your preference in ranking order)
 - You must enter all the choices
 - Each choice must be different
- Background (Optional)
 - Previous CCA, if applicable
 - Special Talent
 - Remarks
- NAPFA (optional)
 - Height
 - Weight
 - Award (Gold, Silver, Bronze, MC or NIL)

*Fields with * are compulsory.*

Choices

You shall indicate your choices with Choice No 1 as your most preferred choice, follow by Choice No 2, Choice No 3 etc

The screenshot shows a web browser window displaying the CCA Registration page for Gongshang Primary School. The page has a blue header with the school name and navigation links. The main content area is titled 'CCA Registration' and includes a 'Pupil Menu' on the left with 'CCA Registration' selected. The registration form has two tabs: 'Status' and 'Register'. Below the tabs is a 'Particulars' section with a table containing student information. The 'Choices' section has three dropdown menus for 'Choice No 1', 'Choice No 2', and 'Choice No 3'.

Nric No	Name	Class	Reg No
1X1_01_00	Demo Student 01	1X1	1

Choices

Choice No 1 *
Chinese Dance

Choice No 2 *
Badminton

Choice No 3 *
Art Club

Steps

- Fill in all your choices

Background

These are your Primary School Background.

The screenshot shows a web browser window with the URL https://gongshang.schoolhub.sg/sh_cca/register. The form is titled "Background" and contains the following sections:

- Background**
 - Previous CCA if any**: A text input field.
 - Special Talent (Sports events, music/instrumental/ballet grade, awards, etc)**: A large text area for detailed input.
 - Remarks**: A text area for additional comments.
- NAPFA**
 - Height (m)**: A text input field.
 - Weight (kg)**: A text input field.
 - Napfa Award**: A dropdown menu with "Select One" as the current selection.

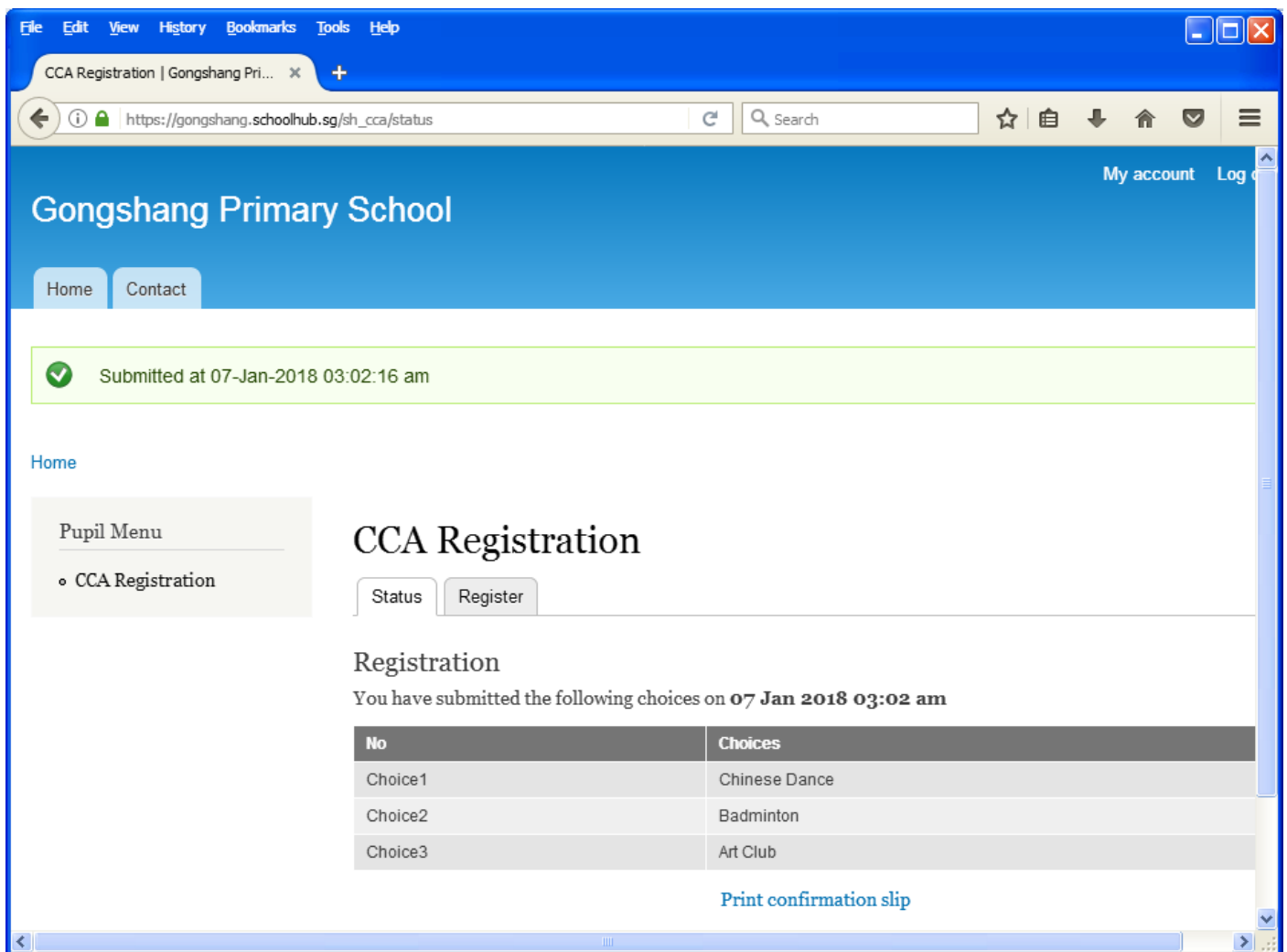
A "Submit" button is located at the bottom of the form.

Steps

- Fill in all the information, if available
- Click Submit button (Scroll down to the bottom of the screen)

PRINT CONFIRMATION SLIP

Once you have clicked Submit, you will be redirected to the Status Tab where your choices will be displayed.



Steps

- Click Print Confirmation Slip button (to save a PDF copy of your submission)

Sample Confirmation Slip

